

Main

Table of Contents

Main 3


Main

Rung1 Diagram

SP5-1 Cascaded motor starts Copyright (c) 2023, Dogwood Valley Press, LLC

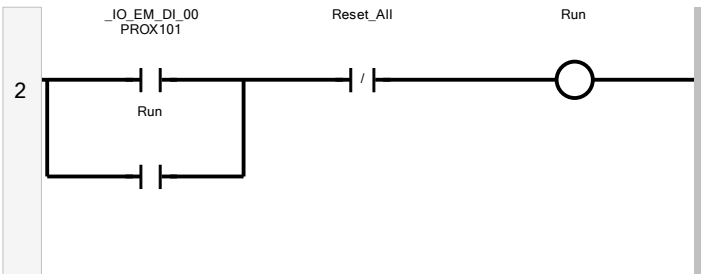
Additional internal memory:

Tag	Data Type
Run	BOOL Latches input to first timer
Reset_All	BOOL Resets operation
CYL101_Dly	TON First delay
CYL102_Dly	TON Second delay
PL105_Dly	TON Third delay



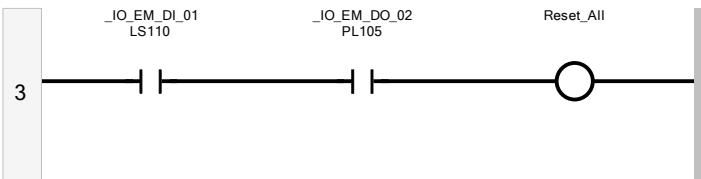
Rung2 Diagram

Latch PROX101, until LS110 pressed after PL105 on



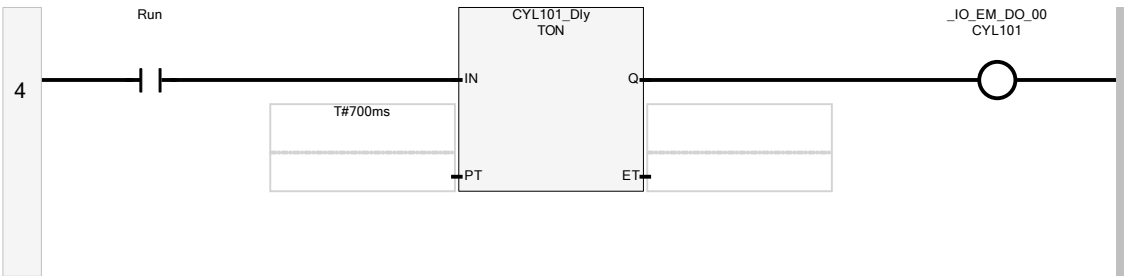
Rung3 Diagram

Ignore LS110 until PL105 on



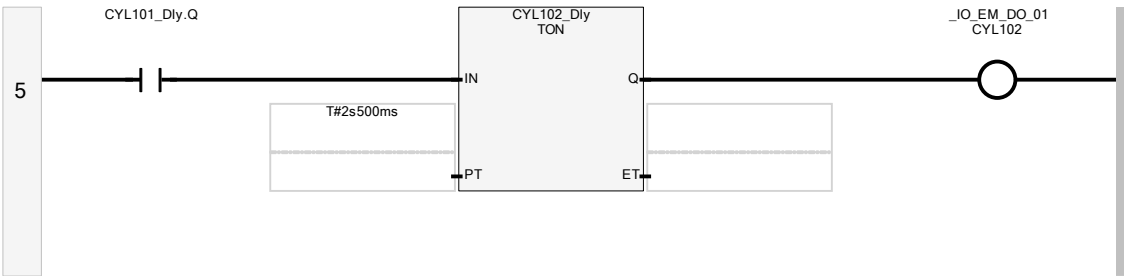
Rung4 Diagram

Delay for first cylinder



Rung5 Diagram

Delay for second cylinder



Rung6 Diagram
Delay for pilot light

