












-  Controller SP14\_04
-  Controller Fault Handler
-  Power-Up Handler

Tasks


















-  MainTask
  -  MainProgram
    -  MainRoutine
    -  Leak\_Check
    -  Reset\_Actions
  -  Simulation
    -  Simulation
-  Unscheduled

Motion Groups

-  Ungrouped Axes








Add-On Instructions


Data Types

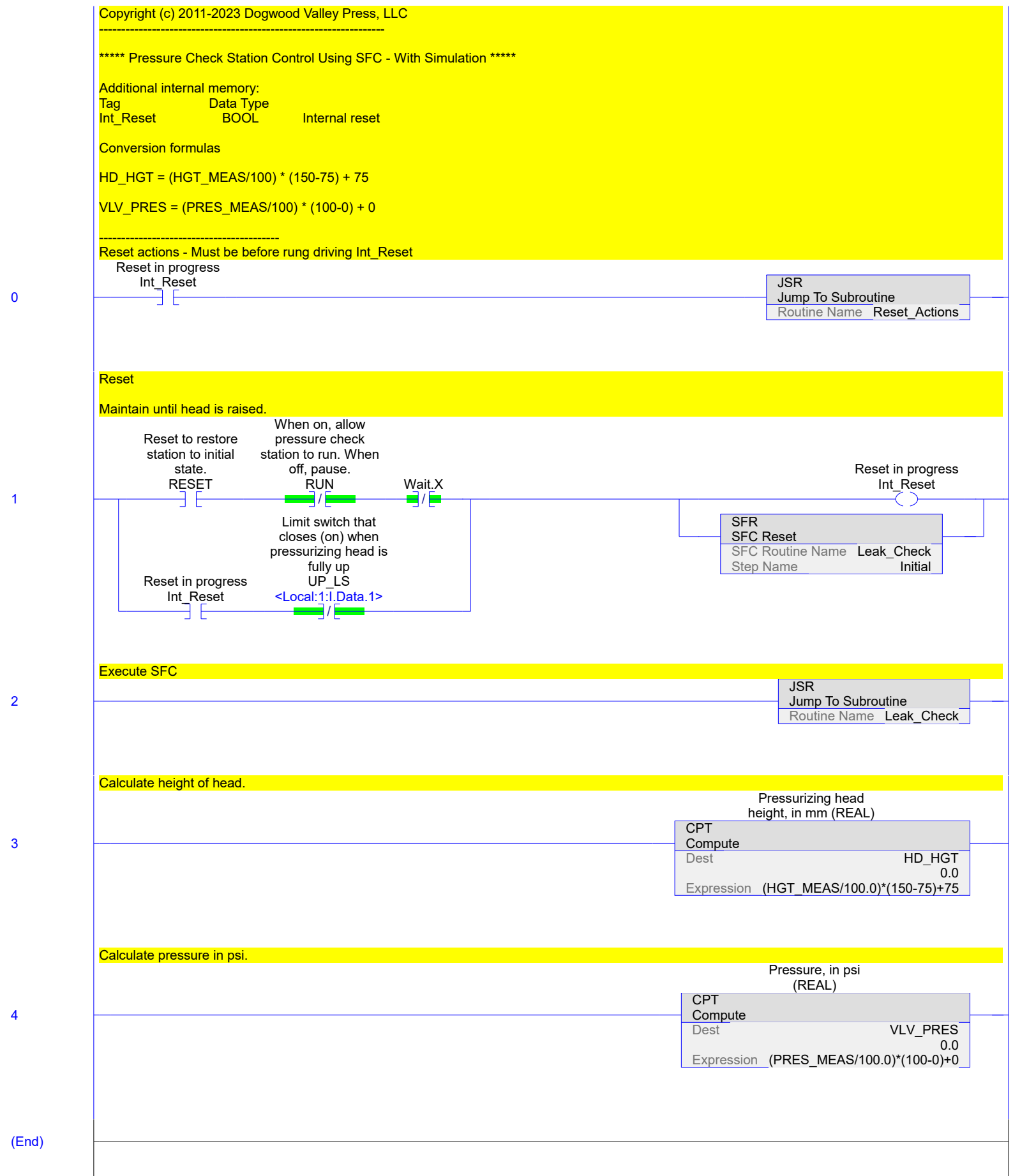
-  User-Defined
-  Strings
-  Add-On-Defined
-  Module-Defined
  -  AB:1756\_DI:C:0
  -  AB:1756\_DI:I:0
  -  AB:1756\_DO:C:0
  -  AB:1756\_DO:I:0
  -  AB:1756\_DO:O:0
  -  AB:1756\_IF4\_Float:C:0
  -  AB:1756\_IF4\_Float:I:0
  -  AB:1756\_IF8\_Integer:C:0
  -  AB:1756\_IF8\_Integer:I:0
  -  AB:1756\_NII\_Struct:C:0
  -  AB:1756\_OF4\_Integer:C:0
  -  AB:1756\_OF4\_Integer:I:0
  -  AB:1756\_OF4\_Integer:O:0


Trends

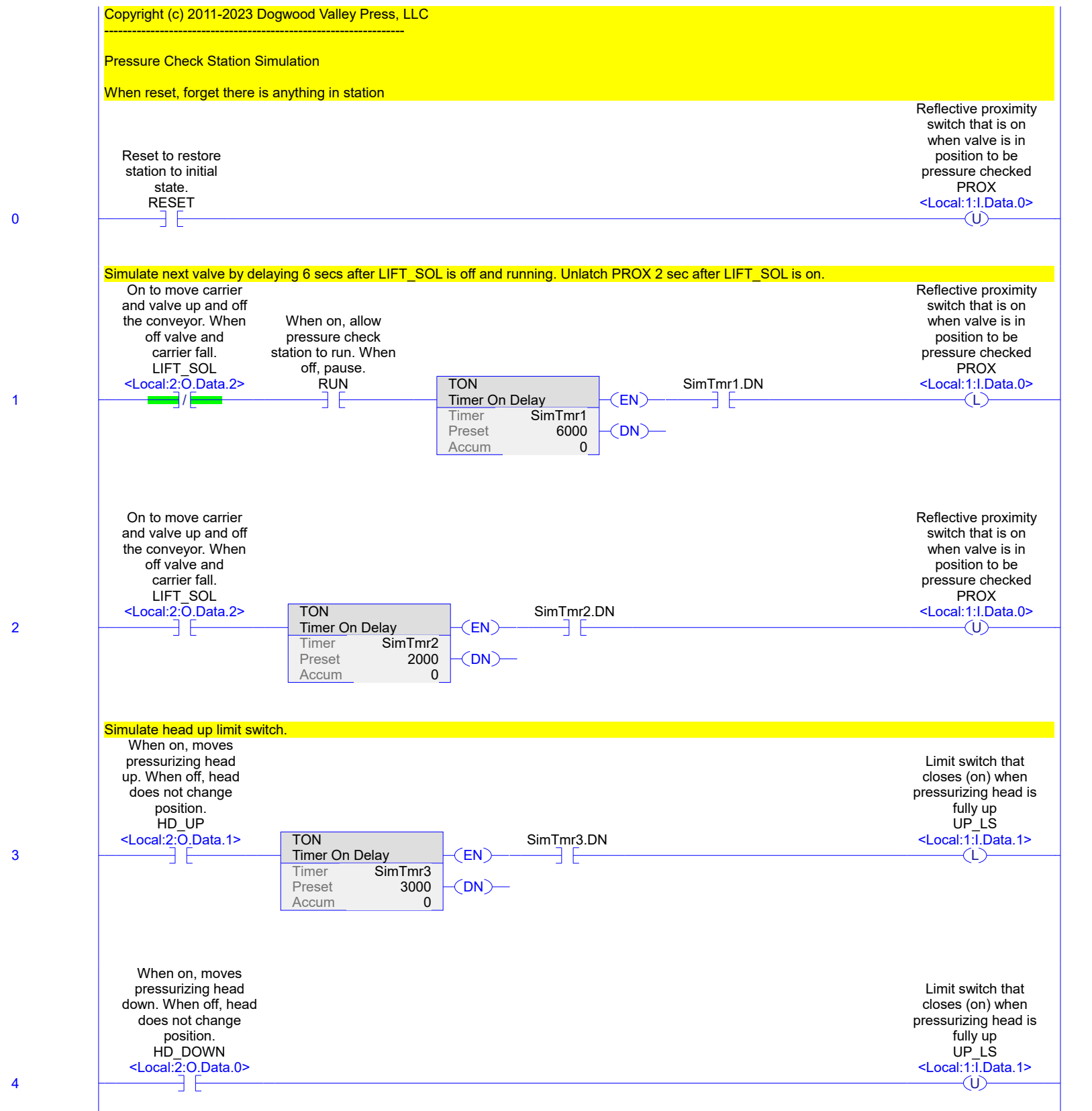
I/O Configuration

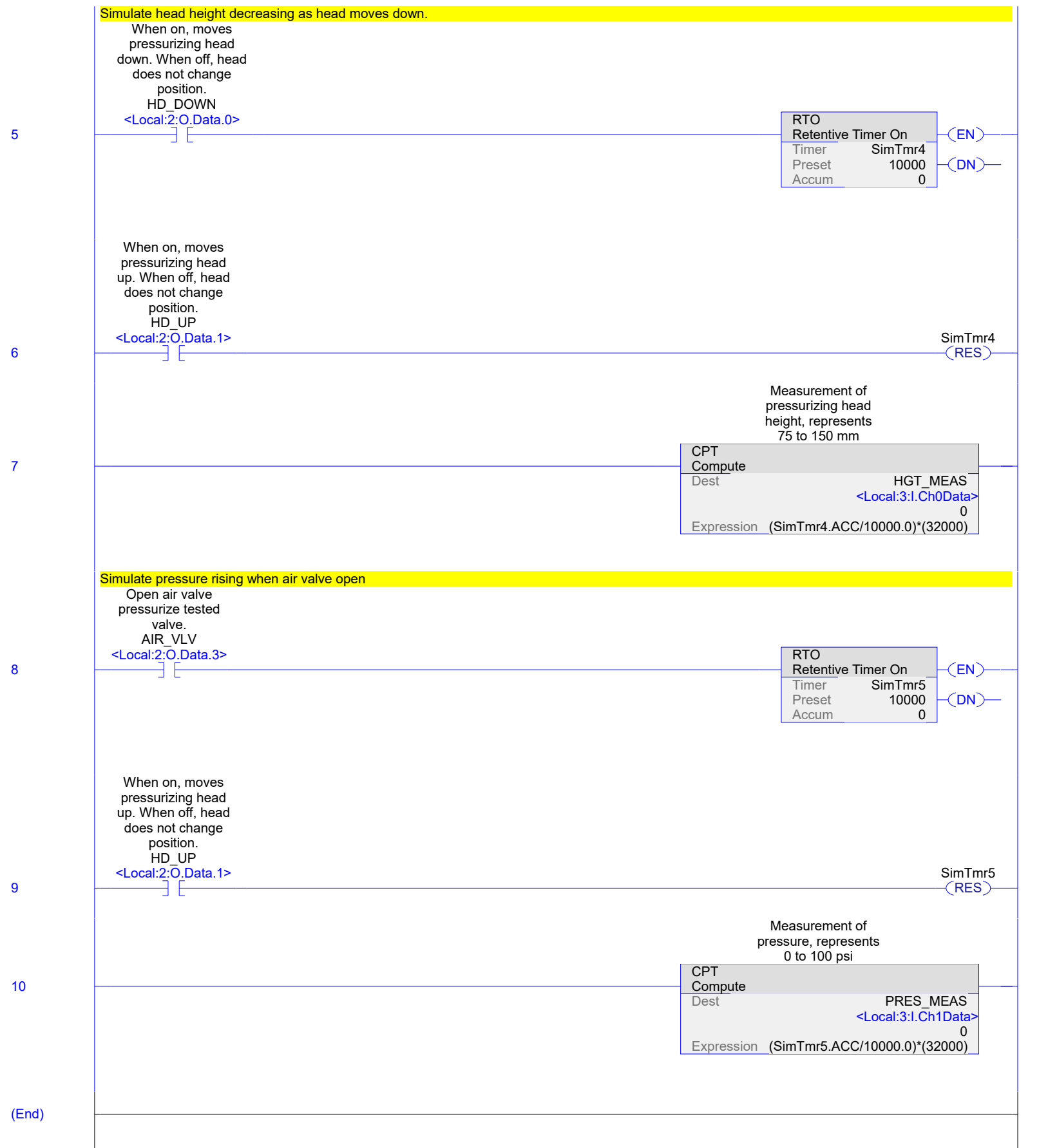
-  1756 Backplane, 1756-A10
  -  [0] 1756-L71 SP14\_04
  -  [1] 1756-IB32/A discrete\_in1
  -  [2] 1756-OB32 DISCRETE\_OUT2
  -  [3] 1756-IF8/A analo\_in
  -  [4] 1756-OF4/A
  -  [5] 1756-IB16 TW\_discin











<b>SP14_04</b>	
Label does not exist .....	1
<b>MainTask</b>	
<b>MainProgram</b>	
<b>Leak_Check</b>	
Sequential Function Chart .....	2
<b>MainRoutine</b>	
Ladder Diagram .....	3
<b>Reset_Actions</b>	
Ladder Diagram .....	4
<b>Simulation</b>	
<b>Simulation</b>	
Ladder Diagram .....	5