

G120_Example [CPU 1516-3 PN/DP]

G120_Example

General\Project information

Name	G120_Example	Author	kte
Comment		Rack	0
Slot	1		

General\Catalog information

Short designation	CPU 1516-3 PN/DP	Description	CPU with display; work memory 1 MB code and 5 MB data; 10 ns bit operation time; 4-stage protection concept, technology functions: motion control, closed-loop control, counting and measuring; tracing; Runtime options; isochronous mode (central); for all PROFINET interfaces: transport protocol TCP/IP, secure Open User Communication, S7 communication, S7 routing, IP forwarding, Web server, DNS client, OPC UA: Server DA, Client DA, methods, companion specifications; 1st interface: PROFINET IO controller, supports RT/IRT, performance upgrade PROFINET V2.3, 2 ports, I-Device, MRP, MRPD, isochronous mode; 2nd interface: PROFINET IO controller, supports RT, I-Device; 3rd interface: PROFIBUS DP Master, S7 communication, isochronous mode, S7 routing; firmware V2.8
Article number	6ES7 516-3AN01-0AB0	Firmware version	V2.8
	False		

General\Identification & Maintenance

Plant designation		Location identifier	
Installation date	2015-01-06 20:58:20.206	Additional information	

General\Checksums

Text lists	FA 70 E8 75 1D 5A 8E 29	Software	Not available (compile necessary)
-------------------	-------------------------	-----------------	-----------------------------------

Connection resources\

	Station resources - Reserved - Maximum	Station resources - Reserved - Configured	Station resources - Dynamic - Configured	Module resources - G120_Example [CPU 1516-3 PN/DP] - Configured
Maximum number of resources:		10	118	128
	Maximum	Configured	Configured	Configured
PG communication:	4	-	-	-
HMI communication:	4	0	0	0
S7 communication:	0	-	0	0
Open user communication:	0	-	0	0
Web communication:	2	-	-	-
OPC UA client/server communication:	0	-	-	-
Other communication:	-	-	0	0
Total resources used:		0	0	0
Available resources:		10	118	128

Overview of addresses\Overview of addresses\Overview of addresses

Inputs		True		Outputs		True	
Address gaps		False		Slot		True	
Type	I	Addr. from	0	Addr. to	3	Module	DI 32x24VDC HF_1
PIP	Automatic update	OB	-	Device name	G120_Example [CPU 1516-3 PN/DP]	Device number	-
Size	4 Bytes	Master / IO system	-	Rack	0	Slot	2
Type	O	Addr. from	4	Addr. to	7	Module	DQ 32x24VDC/0.5A ST_1
PIP	Automatic update	OB	-	Device name	G120_Example [CPU 1516-3 PN/DP]	Device number	-
Size	4 Bytes	Master / IO system	-	Rack	0	Slot	3
Type	I	Addr. from	16	Addr. to	31	Module	AI 8xU//RTD/TC ST_1
PIP	Automatic update	OB	-	Device name	G120_Example [CPU 1516-3 PN/DP]	Device number	-
Size	16 Bytes	Master / IO system	-	Rack	0	Slot	4
Type	I	Addr. from	4	Addr. to	15	Module	Standard telegram 20, PZD-2/6
PIP	Automatic update	OB	-	Device name	SINAMICS-G120-CU240E-V4.6	Device number	1
Size	12 Bytes	Master / IO system	PROFINET IO-System [100]	Rack	0	Slot	1 3
Type	O	Addr. from	0	Addr. to	3	Module	Standard telegram 20, PZD-2/6
PIP	Automatic update	OB	-	Device name	SINAMICS-G120-CU240E-V4.6	Device number	1
Size	4 Bytes	Master / IO system	PROFINET IO-System [100]	Rack	0	Slot	1 3

G120_Example [CPU 1516-3 PN/DP]

Software units

This folder is empty.

G120_Example [CPU 1516-3 PN/DP] / Program blocks

Main [OB1]

Main Properties

General

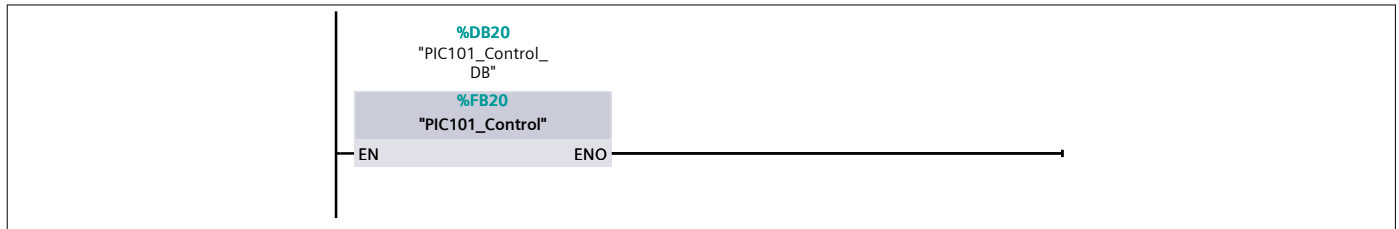
Name	Main	Number	1	Type	OB
Language	LAD	Numbering	Automatic		

Information


Title	"Main Program Sweep (Cycle)"	Author		Comment	
Family		Version	0.1	User-defined ID	

Name	Data type	Default value
▼ Input		
Initial_Call	Bool	
Remanence	Bool	
Temp		
Constant		

Network 1:



Network 2: Reset first scan bit



G120_Example [CPU 1516-3 PN/DP] / Program blocks

Startup [OB100]

Startup Properties

General

Name	Startup	Number	100	Type	OB
Language	LAD	Numbering	Automatic		


Information

Title	"Complete Restart"	Author		Comment	
Family		Version	0.1	User-defined ID	


Name	Data type	Default value
▼ Input		
LostRetentive	Bool	
LostRTC	Bool	
Temp		
Constant		

Network 1:


Cleared in last rung of OB1



Network 2:



Network 3:



G120_Example [CPU 1516-3 PN/DP] / Program blocks

IO [DB2]

IO Properties

General

Name	IO	Number	2	Type	DB
Language	DB	Numbering	Automatic		

Information

Title		Author		Comment	
Family		Version	0.1	User-defined ID	

Name	Data type	Start value	Retain
▼ Static			
DevState	Array[0..1023] of Bool		False

G120_Example [CPU 1516-3 PN/DP] / Program blocks

Motor_VFD [FB11]

Motor_VFD Properties

General

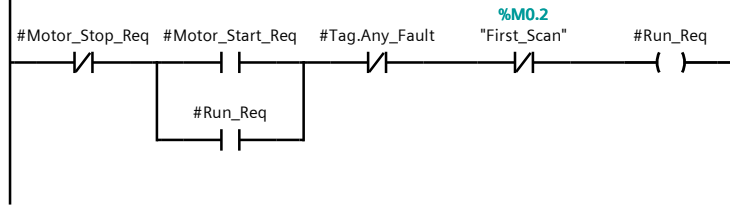
Name	Motor_VFD	Number	11	Type	FB
Language	LAD	Numbering	Manual		

Information

Title		Author		Comment	Motion Book Chap 8 Example - VFD Motor function block Copyright (c) 2025 Dogwood Valley Press, LLC
Family		Version	0.1	User-defined ID	

Name	Data type	Default value
▼ Input		
Fault_Reset	Bool	false
Man_Mode	Bool	false
Man_Start	Bool	false
Man_Stop	Bool	false
Comm_Health	Bool	false
Drive_Status	"CU240_Status"	
Output		
▼ InOut		
Drive_Cmds	"CU240_Control"	
Tag	"Motor_VFD_Type"	
▼ Static		
Motor_Start_Req	Bool	false
Motor_Stop_Req	Bool	false
Always_True	Bool	TRUE
Always_False	Bool	FALSE
Run_Fail_Tmr	TON_TIME	
Run_Req	Bool	false
▼ Temp		
TempWord	Word	
Constant		

Network 1: Main control that drives motor starter contact



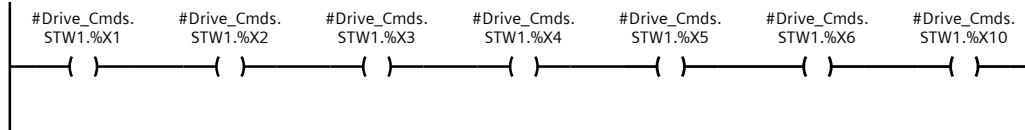
Network 2: Convert speed setpoint in Rev/Min to word needed by VFD

Integer is in units of tenths of RPM. Max RPM is 1760

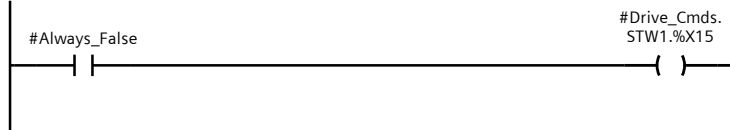
```
0001 #Drive_Cmds.Speed_Setpoint := REAL_TO_INT((#Tag.Cmd_Speed / 100.0) * 17600.0);
```

Network 3: Main VFD Control Bits

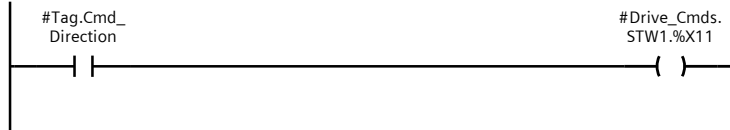
Enable VFD bits so will run when command ON_OFF1 is turned on
 OFF2, OFF3, Enable_Operation, Enable_RFG_Permit, Enable_RFG, Enable_Setpoint, Control_Via_PLC



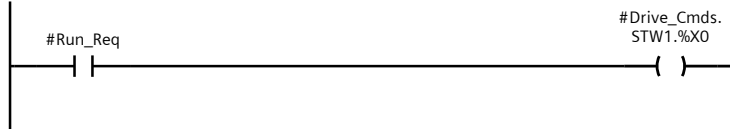
Network 4: CDS Bit must be off



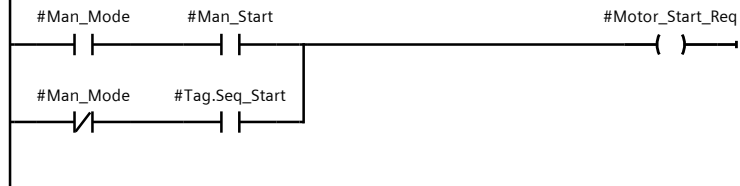
Network 5: Drive Direction control



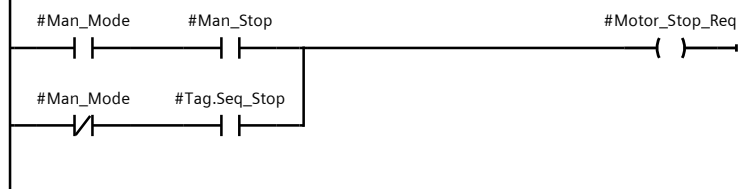
Network 6: Drive run control



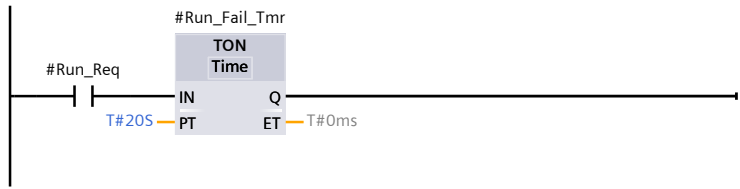
Network 7: Handle manual and automatic starts



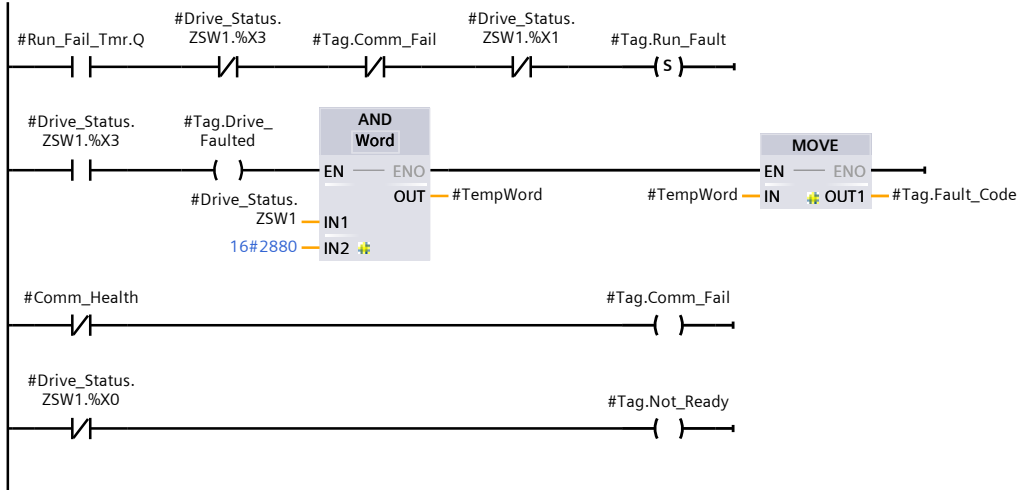
Network 8: Handle manual and automatic stop requests.



Network 9: Delay check for run fault for 20 seconds



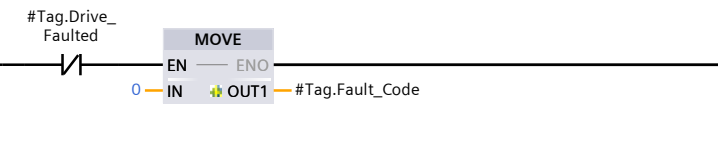
Network 10: Faults. Not active in 20 seconds, drive fault, comm. failure, not ready



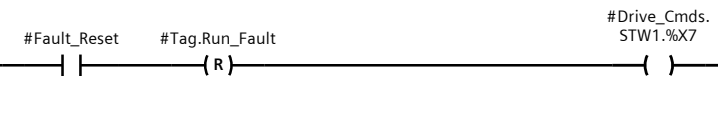
Network 11: Any fault indication



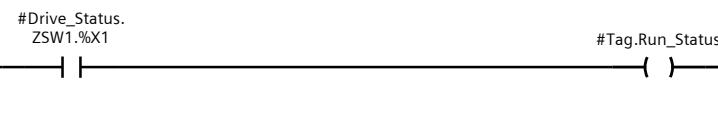
Network 12: No drive fault, set fault code to zero



Network 13: Reset fault bit when fault cleared. Command drive to clear fault.

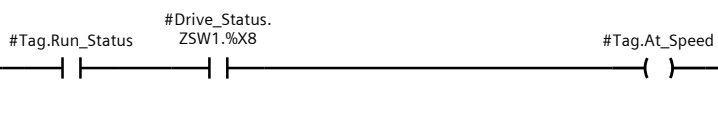


Network 14: Pass drive run and speed status to OI



Network 15: At speed

Only valid if drive is running

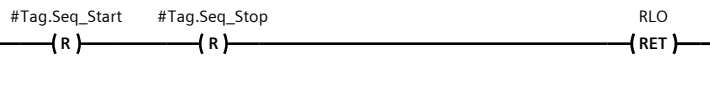


Network 16: Convert speed, current, torque, and power from drive into units

Report speed as percent of max. Max current set in drive is in motor Tag.Max_Current. Scaling in drive set so that current 4000H (16384) is Max_Current. Similar for torque and power. Max_Torque and Max_Power are the values for the 16384.

```
0001 #Tag.Act_Speed := (INT_TO_REAL(#Drive_Status.Actual_Speed)/17600.0)*100.0;  
0002 #Tag.Act_Current := (INT_TO_REAL(#Drive_Status.Actual_Current)/  
16384.0)*#Tag.Max_Current;  
0003 #Tag.Act_Torque := (INT_TO_REAL(#Drive_Status.Actual_Torque) / 16384.0) * #Tag.Max_Torque;  
0004 #Tag.Act_kW := (INT_TO_REAL(#Drive_Status.Actual_Power) / 16384.0) * #Tag.Max_Power;
```

Network 17: Reset sequence commands.



G120_Example [CPU 1516-3 PN/DP] / Program blocks

M_Tags [DB3]

M_Tags Properties

General

Name	M_Tags	Number	3	Type	DB
Language	DB	Numbering	Automatic		

Information

Title		Author		Comment	
Family		Version	0.1	User-defined ID	

Name	Data type	Start value	Retain
▼ Static			
SC101	"Motor_VFD_Type"		False

G120_Example [CPU 1516-3 PN/DP] / Program blocks

PIC101_Control [FB20]

PIC101_Control Properties

General

Name	PIC101_Control	Number	20	Type	FB
Language	LAD	Numbering	Manual		

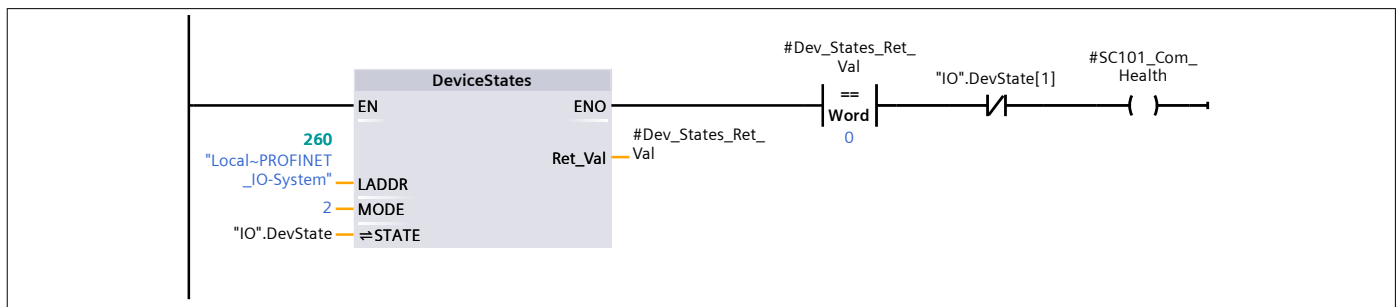
Information

Title		Author		Comment	
Family		Version	0.1	User-defined ID	

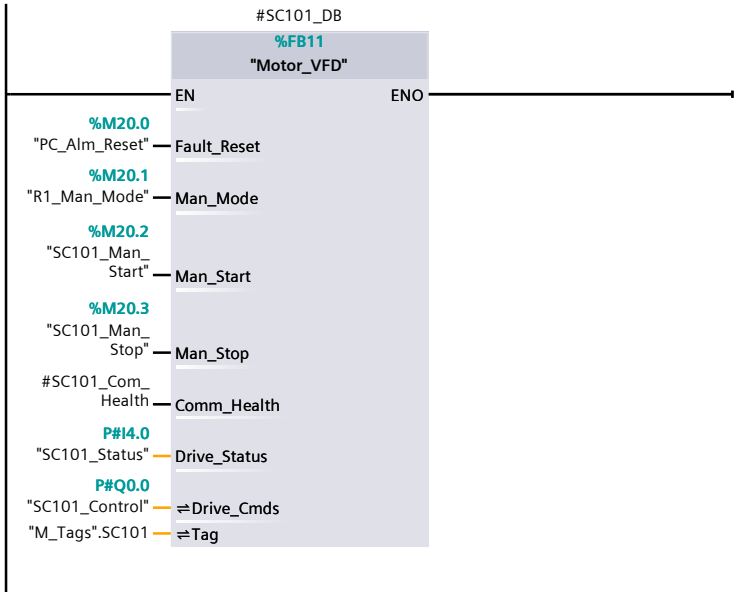
Name	Data type	Default value	Retain
Input			
Output			
InOut			
▼ Static			
Dev_States_Ret_Val	Word	16#0	Non-retain
SC101_Com_Health	Bool	false	Non-retain
SC101_DB	"Motor_VFD"		
PID_Timer	TON_TIME		Non-retain
PID_Timer_Q	Bool	false	Non-retain
PIC101	CONT_C		
PIC101_Auto	Bool	false	Non-retain
Temp			
Constant			

Network 1: Get drive communications health status

Drive is device 1 on network



Network 2:



Network 3: Set maximum current, torque (Nm) and power (kw) for conversions in block.

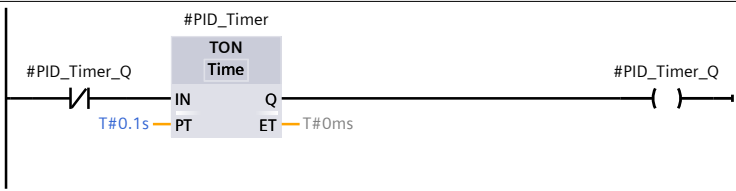
Scaling in drive set so that current 4000H (16384) = 2.0 amps. For torque 4000H (16384) = 2.06 Nm. For power 4000H (16384) = 0.39 kW

```
0001 "M_Tags".SC101.Max_Current := 2.0;
0002 "M_Tags".SC101.Max_Torque := 2.06;
0003 "M_Tags".SC101.Max_Power := 0.39;
```

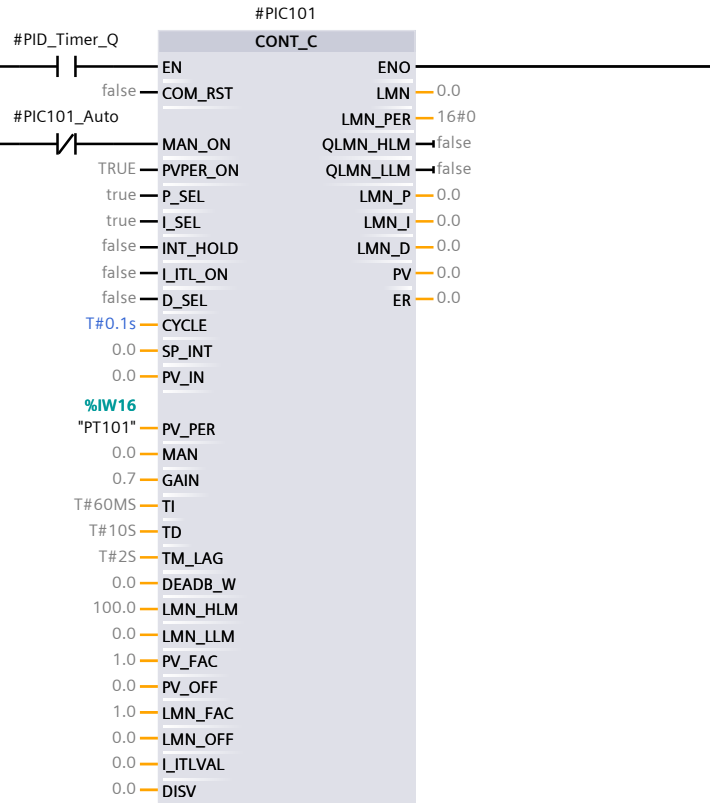
Network 4: Operator commanded speed is LMN when in manual mode. Scale so that 1800 RPM is 100%

```
0001 IF NOT #PIC101_Auto THEN
0002     #PIC101.MAN := "M_Tags".SC101.Cmd_Speed;
0003 END_IF;
0004
```

Network 5: Loop PID timer



Network 6:



Network 7: Convert controller LMN in 0 to 100 percent to value needed by drive function block

```
0001 "M_Tags".SC101.Cmd_Speed := #PIC101.LMN;
```

Network 8:



G120_Example [CPU 1516-3 PN/DP] / Program blocks

PIC101_Control_DB [DB20]

PIC101_Control_DB Properties

General

Name	PIC101_Control_DB	Number	20	Type	DB
Language	DB	Numbering	Manual		

Information

Title		Author		Comment	
Family		Version	0.1	User-defined ID	

Name	Data type	Start value	Retain
Input			
Output			
InOut			
▼ Static			
Dev_States_Ret_Val	Word	16#0	False
SC101_Com_Health	Bool	false	False
SC101_DB	"Motor_VFD"		False
PID_Timer	TON_TIME		False
PID_Timer_Q	Bool	false	False
PIC101	CONT_C		False
PIC101_Auto	Bool	false	False

G120_Example [CPU 1516-3 PN/DP] / Program blocks / System blocks / Program resources

CONT_C [FB41]

CONT_C Properties

General

Name	CONT_C	Number	41	Type	FB
Language	SCL	Numbering	Automatic		

Information

Title	continuous PID controller	Author	SIMATIC	Comment	
Family	ICONT	Version	1.5	User-defined ID	CONT_C

Name	Data type	Default value	Retain
▼ Input			
COM_RST	Bool	false	Retain
MAN_ON	Bool	true	Retain
PVPER_ON	Bool	false	Retain
P_SEL	Bool	true	Retain
I_SEL	Bool	true	Retain
INT_HOLD	Bool	false	Retain
I_ITL_ON	Bool	false	Retain
D_SEL	Bool	false	Retain
CYCLE	Time	T#1S	Retain
SP_INT	Real	0.0	Retain
PV_IN	Real	0.0	Retain
PV_PER	Word	16#0	Retain
MAN	Real	0.0	Retain
GAIN	Real	2.0	Retain
TI	Time	T#20S	Retain
TD	Time	T#10S	Retain
TM_LAG	Time	T#2S	Retain
DEADB_W	Real	0.0	Retain
LMN_HLM	Real	100.0	Retain
LMN_LLM	Real	0.0	Retain
PV_FAC	Real	1.0	Retain
PV_OFF	Real	0.0	Retain
LMN_FAC	Real	1.0	Retain
LMN_OFF	Real	0.0	Retain
I_ITLVAL	Real	0.0	Retain
DISV	Real	0.0	Retain
▼ Output			
LMN	Real	0.0	Retain
LMN_PER	Word	16#0	Retain
QLMN_HLM	Bool	false	Retain
QLMN_LLM	Bool	false	Retain
LMN_P	Real	0.0	Retain
LMN_I	Real	0.0	Retain

Name	Data type	Default value	Retain
LMN_D	Real	0.0	Retain
PV	Real	0.0	Retain
ER	Real	0.0	Retain
InOut			
▼ Static			
sInVAlt	Real	0.0	Retain
slanteilAlt	Real	0.0	Retain
sRestInt	Real	0.0	Retain
sRestDif	Real	0.0	Retain
sRueck	Real	0.0	Retain
sLmn	Real	0.0	Retain
sbArwHLmOn	Bool	false	Retain
sbArwLLmOn	Bool	false	Retain
sbLimOn	Bool	true	Retain

G120_Example [CPU 1516-3 PN/DP] / Program blocks / System blocks / Program resources

DeviceStates [FC802]

DeviceStates Properties

General

Name	DeviceStates	Number	802	Type	FC
Language	SCL	Numbering	Automatic		

Information

Title	Get IO Device States of an IO System	Author	SIMATIC	Comment	
Family	DIAGNSTC	Version	1.0	User-defined ID	DevState

Name	Data type	Default value
▼ Input		
LADDR	HW_IOSYSTEM	
MODE	UInt	
Output		
▼ InOut		
STATE	Variant	
▼ Return		
Ret_Val	Int	

G120_Example [CPU 1516-3 PN/DP] / Technology objects

PIC101_C_DB [DB1]

PIC101_C_DB Properties

General

Name	PIC101_C_DB	Number	1	Type	DB
Language	DB	Numbering	Automatic		

Information











Title		Author	SIMATIC	Comment	
Family	ICONT	Version	1.5	User-defined ID	CONT_C













Name	Data type	Start value	Retain
▼ Input			
COM_RST	Bool	false	True
MAN_ON	Bool	true	True
PVPER_ON	Bool	false	True
P_SEL	Bool	true	True
I_SEL	Bool	true	True
INT_HOLD	Bool	false	True
I_ITL_ON	Bool	false	True
D_SEL	Bool	false	True
CYCLE	Time	T#1S	True
SP_INT	Real	0.0	True
PV_IN	Real	0.0	True
PV_PER	Word	16#0	True
MAN	Real	0.0	True
GAIN	Real	2.0	True
TI	Time	T#20S	True
TD	Time	T#10S	True
TM_LAG	Time	T#2S	True
DEADB_W	Real	0.0	True
LMN_HLM	Real	100.0	True
LMN_LLM	Real	0.0	True
PV_FAC	Real	1.0	True
PV_OFF	Real	0.0	True
LMN_FAC	Real	1.0	True
LMN_OFF	Real	0.0	True
I_ITLVAL	Real	0.0	True
DISV	Real	0.0	True
▼ Output			
LMN	Real	0.0	True
LMN_PER	Word	16#0	True
QLMN_HLM	Bool	false	True
QLMN_LLM	Bool	false	True
LMN_P	Real	0.0	True
LMN_I	Real	0.0	True
LMN_D	Real	0.0	True

Name	Data type	Start value	Retain
PV	Real	0.0	True
ER	Real	0.0	True
InOut			
▼ Static			
sInvAlt	Real	0.0	True
slanteilAlt	Real	0.0	True
sRestInt	Real	0.0	True
sRestDif	Real	0.0	True
sRueck	Real	0.0	True
sLmn	Real	0.0	True
sbArwHLMon	Bool	false	True
sbArwLLMon	Bool	false	True
sbLimOn	Bool	true	True

G120_Example [CPU 1516-3 PN/DP] / PLC tags / Default tag table [91]

PLC tags

PLC tags				
	Name	Data type	Address	Retain
	Always_False	Bool	%M0.0	False
	Always_True	Bool	%M0.1	False
	First_Scan	Bool	%M0.2	False
	Drv_Fan_ZSW1	Word	%IW4	False
	Drv_Fan_Current_Raw	Int	%IW8	False
	Drv_Fan_STW1	Word	%QW0	False
	Drv_Fan_Direction	Bool	%M10.1	False
	Drv_Fan_Speed_Raw	Int	%IW6	False
	Drv_Fan_Torque_Raw	Int	%IW10	False
	Drv_Fan_Power_Raw	Int	%IW12	False
	Drv_Fan_Speed	Real	%MD100	False
	Drv_Fan_Current	Real	%MD104	False
	Drv_Fan_Torque	Real	%MD108	False
	Drv_Fan_Power	Real	%MD112	False
	TmpReal	Real	%MD116	False
	Cmd_RPM	Real	%MD120	False
	Drv_Fan_Spd_SP_Raw	Int	%QW2	False
	Tmplnt	Int	%MW90	False
	Drv_Fan_State	Int	%MW92	False
	Faulted	Bool	%M10.3	False
	Clear_Fault	Bool	%M10.4	False
	▼ SC101_Status	"CU240_Status"	%I4.0	False
	ZSW1	Word	%IW4	

	Name	Data type	Address	Retain
	Actual_Speed	Int	%IW6	
	Actual_Current	Int	%IW8	
	Actual_Torque	Int	%IW10	
	Actual_Power	Int	%IW12	
	Namur_Control	Word	%IW14	
	▼ SC101_Control	"CU240_Control"	%Q0.0	False
	STW1	Word	%QW0	
	Speed_Setpoint	Int	%QW2	
	PC_Alm_Reset	Bool	%M20.0	False
	R1_Man_Mode	Bool	%M20.1	False
	SC101_Man_Start	Bool	%M20.2	False
	SC101_Man_Stop	Bool	%M20.3	False
	PT101	Int	%IW16	False

G120_Example [CPU 1516-3 PN/DP] / PLC tags / Default tag table [91]

User constants

User constants

Name	Data type	Value
------	-----------	-------

G120_Example [CPU 1516-3 PN/DP] / PLC data types

CU240_StatusWord_Type

CU240_StatusWord_Type Properties

General

Name	CU240_StatusWord_Type	Number	1	Type	UDT
Language		Numbering			

Information

Title		Author		Comment	
Family		Version		User-defined ID	

Name	Data type	Default value
ZSW1_Word	Word	16#0
Ready_To_Start	Bool	false
Ready	Bool	false
Operation_Enabled	Bool	false
Faulted	Bool	false
OFF2_Inactive	Bool	false
OFF3_Inactive	Bool	false
Sw_On_Inactive	Bool	false
Alarm_Active	Bool	false
Speed_Dev_In_Tol	Bool	false
Master_Control_Req	Bool	false
Max_Speed	Bool	false
Max_Curr_Or_Torq	Bool	false
Overtemp_Alarm	Bool	false
Rotate_CW	Bool	false
CDS_Display	Bool	false

G120_Example [CPU 1516-3 PN/DP] / PLC data types

CU240_ControlWord_Type

CU240_ControlWord_Type Properties

General

Name	CU240_ControlWord_Type	Number	2	Type	UDT
Language		Numbering			

Information

Title		Author		Comment	
Family		Version		User-defined ID	

Name	Data type	Default value
STW1_Word	Word	16#0
ON_OFF1	Bool	false
OFF2	Bool	false
OFF3	Bool	false
Enable_Operation	Bool	false
Enable_RFG_Permit	Bool	false
Enable_RFG	Bool	false
Enable_Setpoint	Bool	false
Ack_Faults	Bool	false
Reserve8	Bool	false
Reserve9	Bool	false
Control_Via_PLC	Bool	false
Direction_Reversal	Bool	false
CDS_Bit_0	Bool	false

G120_Example [CPU 1516-3 PN/DP] / PLC data types

Motor_VFD_Type

Motor_VFD_Type Properties

General

Name	Motor_VFD_Type	Number	3	Type	UDT
Language		Numbering			

Information

Title		Author		Comment	
Family		Version		User-defined ID	

Name	Data type	Default value
Run_Status	Bool	false
At_Speed	Bool	false
Any_Fault	Bool	false
Not_Ready	Bool	false
Run_Fault	Bool	false
Drive_Faulted	Bool	false
Comm_Fail	Bool	false
Seq_Start	Bool	false
Seq_Stop	Bool	false
Cmd_Direction	Bool	false
Fault_Code	Int	0
Fault_Code2	Int	0
Cmd_Speed	Real	0.0
Act_Speed	Real	0.0
Max_Current	Real	0.0
Act_Current	Real	0.0
Max_Torque	Real	0.0
Act_Torque	Real	0.0
Max_Power	Real	0.0
Act_kW	Real	0.0

G120_Example [CPU 1516-3 PN/DP] / PLC data types

CU240_Status

CU240_Status Properties

General

Name	CU240_Status	Number	4	Type	UDT
-------------	--------------	---------------	---	-------------	-----

Language		Numbering			
-----------------	--	------------------	--	--	--

Information

Title		Author		Comment	
--------------	--	---------------	--	----------------	--

Family		Version		User-defined ID	
---------------	--	----------------	--	------------------------	--

Name	Data type	Default value
ZSW1	Word	16#0
Actual_Speed	Int	0
Actual_Current	Int	0
Actual_Torque	Int	0
Actual_Power	Int	0
Namur_Control	Word	16#0

G120_Example [CPU 1516-3 PN/DP] / PLC data types

CU240_Control

CU240_Control Properties

General

Name	CU240_Control	Number	5	Type	UDT
-------------	---------------	---------------	---	-------------	-----

Language		Numbering			
-----------------	--	------------------	--	--	--

Information

Title		Author		Comment	
--------------	--	---------------	--	----------------	--

Family		Version		User-defined ID	
---------------	--	----------------	--	------------------------	--

Name	Data type	Default value
STW1	Word	16#0
Speed_Setpoint	Int	0

G120_Example [CPU 1516-3 PN/DP] / PLC data types

System data types

This folder is empty.

G120_Example [CPU 1516-3 PN/DP] / Watch and force tables

Force table

Name	Address	Display format	Force value
------	---------	----------------	-------------

G120_Example [CPU 1516-3 PN/DP] / Watch and force tables

Watch table_1

Name	Address	Display format	Modify value
"Drv_Fan_Torque"	%MD108	Floating-point number	
"Drv_Fan_Power"	%MD112	Floating-point number	
"SC101_Status".Actual_Current	%IW8	DEC+/-	
"SC101_Status".ZSW1	%IW4	Hex	
"SC101_Status".Actual_Speed	%IW6	DEC+/-	
"SC101_Status".Actual_Current	%IW8	DEC+/-	
"SC101_Status".Actual_Torque	%IW10	DEC+/-	
"SC101_Status".Actual_Power	%IW12	DEC+/-	
"SC101_Control".STW1	%QW0	Hex	
"SC101_Control".Speed_Setpoint	%QW2	DEC+/-	
"M_Tags".SC101.Run_Status		Bool	
"M_Tags".SC101.At_Speed		Bool	
"M_Tags".SC101.Any_Fail		Bool	
"M_Tags".SC101.Run_Fail		Bool	
"M_Tags".SC101.Drive_Fail		Bool	
"M_Tags".SC101.Comm_Fail		Bool	
"M_Tags".SC101.Cmd_Direction		Bool	FALSE
"M_Tags".SC101.Fault_Code		DEC+/-	
"M_Tags".SC101.Cmd_Speed		Floating-point number	50.0
"M_Tags".SC101.Act_Speed		Floating-point number	
"M_Tags".SC101.Act_Current		Floating-point number	
"M_Tags".SC101.Act_Torque		Floating-point number	
"M_Tags".SC101.Act_Power		Floating-point number	
"PC_Alm_Reset"	%M20.0	Bool	FALSE
"R1_Man_Mode"	%M20.1	Bool	TRUE
"SC101_Man_Start"	%M20.2	Bool	FALSE
"SC101_Man_Stop"	%M20.3	Bool	FALSE

G120_Example [CPU 1516-3 PN/DP]

Traces

Name

G120_Example [CPU 1516-3 PN/DP] / Traces / Measurements

Tune_Axis_1

Signals

Name	Data type	Address	Unit	Comment
"Axis_1".Position	LReal		°	
"Axis_1".ActualPosition	LReal		°	
"Axis_1".Velocity	LReal		°/s	
"Axis_1".ActualVelocity	LReal		°/s	

Snapshots

Name	Time stamp	Comment
------	------------	---------

G120_Example [CPU 1516-3 PN/DP] / Traces

Combined measurements

Name

G120_Example [CPU 1516-3 PN/DP] / Traces / Long-term traces

Measurements

This folder is empty.

G120_Example [CPU 1516-3 PN/DP] / Traces / Long-term traces

Combined measurements

This folder is empty.

G120_Example [CPU 1516-3 PN/DP] / OPC UA communication

Server interfaces

This folder is empty.

G120_Example [CPU 1516-3 PN/DP] / OPC UA communication

Client interfaces

This folder is empty.

G120_Example [CPU 1516-3 PN/DP] / PLC supervisions & alarms

Supervisions

This folder is empty.

G120_Example [CPU 1516-3 PN/DP] / PLC supervisions & alarms

PLC alarms

PLC alarms

Name	Type	ID	Alarm text	Info text	Information only
------	------	----	------------	-----------	------------------

G120_Example [CPU 1516-3 PN/DP] / PLC supervisions & alarms

System alarms

System alarms					
Name	Type	ID	Alarm text	Info text	Information only
SDIAG_AL-CAT_CPU_IN-FO_MSG_000F	PLC alarm	1	CPU info: @1W%t#7W@ @5W%t#7W@ @6W%t#257K@ / @6W%t#258K@ @6W%t#262K@ @6W%t#263K@ @8W%t#7W@	Short name: @6W%t#260K@ Order number: @6W%t#265K@	True
SDIAG_AL-CAT_CPU_ERR_MSG_0010	PLC alarm	2	CPU error: @1W%t#7W@ @5W%t#7W@ @6W%t#257K@ / @6W%t#258K@ @6W%t#262K@ @6W%t#263K@ @8W%t#7W@	Short name: @6W%t#260K@ Order number: @6W%t#265K@	True
SDIAG_AL-CAT_CPU_ERR_MSG_0110	PLC alarm	3	CPU error: @1W%t#7W@ @5W%t#7W@ @6W%t#257K@ / @6W%t#258K@ @6W%t#262K@ @6W%t#263K@ @8W%t#7W@	Short name: @6W%t#260K@ Order number: @6W%t#265K@	False
SDIAG_AL-CAT_CPU_MD_MSG_0011	PLC alarm	4	CPU maintenance demanded: @1W%t#7W@ @6W%t#257K@ / @5W%t#7W@ @6W%t#258K@ @6W%t#262K@ @6W%t#263K@ @8W%t#7W@	Short name: @6W%t#260K@ Order number: @6W%t#265K@	True
SDIAG_AL-CAT_CPU_MD_MSG_0111	PLC alarm	5	CPU maintenance demanded: @1W%t#7W@ @6W%t#257K@ / @5W%t#7W@ @6W%t#258K@ @6W%t#262K@ @6W%t#263K@ @8W%t#7W@	Short name: @6W%t#260K@ Order number: @6W%t#265K@	False
SDIAG_AL-CAT_CPU_MR_MSG1_0012	PLC alarm	6	CPU maintenance required: @1W%t#7W@ @6W%t#257K@ / @5W%t#7W@ @6W%t#258K@ @6W%t#262K@ @6W%t#263K@ @8W%t#7W@	Short name: @6W%t#260K@ Order number: @6W%t#265K@	True
SDIAG_AL-CAT_CPU_MR_MSG1_0112	PLC alarm	7	CPU maintenance required: @1W%t#7W@ @6W%t#257K@ / @5W%t#7W@ @6W%t#258K@ @6W%t#262K@ @6W%t#263K@ @8W%t#7W@	Short name: @6W%t#260K@ Order number: @6W%t#265K@	False
SDIAG_AL-CAT_CPU_TM_PERR_MSG_0013	PLC alarm	8	Temporary CPU error: @1W%t#7W@ @5W%t#7W@ @6W%t#257K@ / @6W%t#258K@ @6W%t#262K@ @6W%t#263K@ @8W%t#7W@	Short name: @6W%t#260K@ Order number: @6W%t#265K@	True
SDIAG_AL-CAT_RACK_M SG_0004	PLC alarm	9	Error: @1W%t#7W@ @5W%t#7W@ @6W%t#257K@ @6W%t#262K@ @6W%t#263K@	Short name: @6W%t#260K@ Order number: @6W%t#265K@	True
SDIAG_AL-CAT_RACK_M SG_0104	PLC alarm	10	Error: @1W%t#7W@ @5W%t#7W@ @6W%t#257K@ @6W%t#262K@ @6W%t#263K@	Short name: @6W%t#260K@ Order number: @6W%t#265K@	False
SDIAG_AL-CAT_DE-VICE_MSG_0005	PLC alarm	11	Error: @1W%t#7W@ @5W%t#7W@ @6W%t#257K@ @6W%t#262K@ @6W%t#263K@ @8W%t#7W@	Short name: @6W%t#260K@ Order number: @6W%t#265K@	True
SDIAG_AL-CAT_DE-VICE_MSG_0105	PLC alarm	12	Error: @1W%t#7W@ @5W%t#7W@ @6W%t#257K@ @6W%t#262K@ @6W%t#263K@ @8W%t#7W@	Short name: @6W%t#260K@ Order number: @6W%t#265K@	False

Totally Integrated Automation Portal					
Name	Type	ID	Alarm text	Info text	Information only
SDIAG_AL-CAT_IOSYS-TEM_MSG_0006	PLC alarm	13	Error: @1W%t#7W@ @5W%t#7W@ @6W%t#276K@ @6W%t#262K@ @6W%t#263K@ @8W%t#7W@	Short name: @6W%t#260K@ Order number: @6W%t#265K@	True
SDIAG_AL-CAT_IOSYS-TEM_MSG_0106	PLC alarm	14	Error: @1W%t#7W@ @5W%t#7W@ @6W%t#276K@ @6W%t#262K@ @6W%t#263K@ @8W%t#7W@	Short name: @6W%t#260K@ Order number: @6W%t#265K@	False
SDIAG_AL-CAT_MOD-UL_MSG_0003	PLC alarm	15	Error: @1W%t#7W@ @5W%t#7W@ @6W%t#257K@ / @6W%t#258K@ @6W%t#262K@ @6W%t#263K@	Short name: @6W%t#260K@ Order number: @6W%t#265K@	True
SDIAG_AL-CAT_MOD-UL_MSG_0103	PLC alarm	16	Error: @1W%t#7W@ @5W%t#7W@ @6W%t#257K@ / @6W%t#258K@ @6W%t#262K@ @6W%t#263K@	Short name: @6W%t#260K@ Order number: @6W%t#265K@	False
SDIAG_AL-CAT_SUBMO-DUL_MSG_0002	PLC alarm	17	Error: @1W%t#7W@ @5W%t#7W@ @6W%t#257K@ / @6W%t#258K@.@6W%t#259K@ @6W%t#262K@ @6W%t#263K@	Short name: @6W%t#260K@ Order number: @6W%t#265K@	True
SDIAG_AL-CAT_SUBMO-DUL_MSG_0102	PLC alarm	18	Error: @1W%t#7W@ @5W%t#7W@ @6W%t#257K@ / @6W%t#258K@.@6W%t#259K@ @6W%t#262K@ @6W%t#263K@	Short name: @6W%t#260K@ Order number: @6W%t#265K@	False
SDIAG_AL-CAT_CPU_OS_T_MSG_000D	PLC alarm	19	CPU status message: @1W%t#7W@ @5W%t#7W@ @6W%t#257K@ / @6W%t#258K@ @6W%t#262K@ @6W%t#263K@ @8W%t#7W@	Short name: @6W%t#260K@ Order number: @6W%t#265K@	True
SDIAG_AL-CAT_CPU_OS_T_MSG_010D	PLC alarm	20	CPU status message: @1W%t#7W@ @5W%t#7W@ @6W%t#257K@ / @6W%t#258K@ @6W%t#262K@ @6W%t#263K@ @8W%t#7W@	Short name: @6W%t#260K@ Order number: @6W%t#265K@	False
SDIAG_AL-CAT_PLC_MS G_00FF	PLC alarm	21	PLC notification: @1W%t#7W@ @5W%t#7W@ @6W%t#256K@ @6W%t#262K@ @6W%t#263K@	Short name: @6W%t#260K@ Order number: @6W%t#265K@	True
SDIAG_AL-CAT_PLC_MS G_01FF	PLC alarm	22	PLC notification: @1W%t#7W@ @5W%t#7W@ @6W%t#256K@ @6W%t#262K@ @6W%t#263K@	Short name: @6W%t#260K@ Order number: @6W%t#265K@	False
SDIAG_AL-CAT_CON-FIG_RE-PORT_0029	PLC alarm	23	Info: @1W%t#7W@ - @5W%t#7W@ @6W%t#257K@ / @6W%t#258K@ @6W%t#262K@ @6W%t#263K@	Short name: @6W%t#260K@ Order number: @6W%t#265K@	True
SDIAG_AL-CAT_USER_M SG_0080	PLC alarm	24	User message: @1W%t#2W@	Short name: @6W%t#260K@ Order number: @6W%t#265K@	True
SDIAG_AL-CAT_SE-CU_EV_MSG_005E	PLC alarm	25	Security event: @1W%t#7W@ @5W%t#7W@ @6W%t#258K@ @6W%t#262K@ @6W%t#263K@ @8W%t#7W@	Short name: @6W%t#260K@ Order number: @6W%t#265K@	True
SDIAG_AL-CAT_SE-CU_EV_IN-FO_005F	PLC alarm	26	Security information: @1W%t#7W@ @5W%t#7W@ @6W%t#258K@ @6W%t#262K@ @6W%t#263K@ @8W%t#7W@	Short name: @6W%t#260K@ Order number: @6W%t#265K@	True

Totally Integrated Automation Portal					
Name	Type	ID	Alarm text	Info text	Information only
SDIAG_AL-CAT_SUB_ERR_MSG_001E	PLC alarm	27	Error: @1W%t#7W@ @6W%t#257K@ / @6W%t#258K@.@6W%t#259K@ @6W%t#262K@ @6W%t#263K@	Short name: @6W%t#260K@ Order number: @6W%t#265K@	True
SDIAG_AL-CAT_SUB_ERR_MSG_011E	PLC alarm	28	Error: @1W%t#7W@ @6W%t#257K@ / @6W%t#258K@.@6W%t#259K@ @6W%t#262K@ @6W%t#263K@	Short name: @6W%t#260K@ Order number: @6W%t#265K@	False
SDIAG_AL-CAT_SUB_MD_MSG_0021	PLC alarm	29	Maintenance demanded: @1W%t#7W@ @6W%t#257K@ / @6W%t#258K@.@6W%t#259K@ @6W%t#262K@ @6W%t#263K@	Short name: @6W%t#260K@ Order number: @6W%t#265K@	True
SDIAG_AL-CAT_SUB_MD_MSG_0121	PLC alarm	30	Maintenance demanded: @1W%t#7W@ @6W%t#257K@ / @6W%t#258K@.@6W%t#259K@ @6W%t#262K@ @6W%t#263K@	Short name: @6W%t#260K@ Order number: @6W%t#265K@	False
SDIAG_AL-CAT_SUB_MR_MSG_0024	PLC alarm	31	Maintenance required: @1W%t#7W@ @6W%t#257K@ / @6W%t#258K@.@6W%t#259K@ @6W%t#262K@ @6W%t#263K@	Short name: @6W%t#260K@ Order number: @6W%t#265K@	True
SDIAG_AL-CAT_SUB_MR_MSG_0124	PLC alarm	32	Maintenance required: @1W%t#7W@ @6W%t#257K@ / @6W%t#258K@.@6W%t#259K@ @6W%t#262K@ @6W%t#263K@	Short name: @6W%t#260K@ Order number: @6W%t#265K@	False
SDIAG_AL-CAT_CH_ERR_MSG_0015	PLC alarm	33	Error: @1W%t#7W@ on @8W%t#280K@ @6W%t#257K@ / @6W%t#258K@.@6W%t#259K@ @6W%t#262K@ @6W%t#263K@	Short name: @6W%t#260K@ Order number: @6W%t#265K@	True
SDIAG_AL-CAT_CH_ERR_MSG_0115	PLC alarm	34	Error: @1W%t#7W@ on @8W%t#280K@ @6W%t#257K@ / @6W%t#258K@.@6W%t#259K@ @6W%t#262K@ @6W%t#263K@	Short name: @6W%t#260K@ Order number: @6W%t#265K@	False
SDIAG_AL-CAT_CH_MD_MSG_0018	PLC alarm	35	Maintenance demanded:@1W%t#7W@ on @8W%t#280K@ @6W%t#257K@ / @6W%t#258K@.@6W%t#259K@ @6W%t#262K@ @6W%t#263K@	Short name: @6W%t#260K@ Order number: @6W%t#265K@	True
SDIAG_AL-CAT_CH_MD_MSG_0118	PLC alarm	36	Maintenance demanded:@1W%t#7W@ on @8W%t#280K@ @6W%t#257K@ / @6W%t#258K@.@6W%t#259K@ @6W%t#262K@ @6W%t#263K@	Short name: @6W%t#260K@ Order number: @6W%t#265K@	False
SDIAG_AL-CAT_CH_MR_MSG_001B	PLC alarm	37	Maintenance required:@1W%t#7W@ on @8W%t#280K@ @6W%t#257K@ / @6W%t#258K@.@6W%t#259K@ @6W%t#262K@ @6W%t#263K@	Short name: @6W%t#260K@ Order number: @6W%t#265K@	True
SDIAG_AL-CAT_CH_MR_MSG_011B	PLC alarm	38	Maintenance required:@1W%t#7W@ on @8W%t#280K@ @6W%t#257K@ / @6W%t#258K@.@6W%t#259K@ @6W%t#262K@ @6W%t#263K@	Short name: @6W%t#260K@ Order number: @6W%t#265K@	False
SDIAG_AL-CAT_CONFIG_IN-FO_0028	PLC alarm	39	Info: @1W%t#7W@ - @5W%t#7W@ @6W%t#257K@ @6W%t#262K@ @6W%t#263K@ @8W%t#7W@	Short name: @6W%t#260K@ Order number: @6W%t#265K@	True
SDIAG_AL-CAT_CONFIG_IN-FO_0128	PLC alarm	40	Info: @1W%t#7W@ - @5W%t#7W@ @6W%t#257K@ @6W%t#262K@ @6W%t#263K@ @8W%t#7W@	Short name: @6W%t#260K@ Order number: @6W%t#265K@	False

Totally Integrated Automation Portal					
Name	Type	ID	Alarm text	Info text	Information only
SDIAG_AL-CAT_ESUB_ERR_MSG_001F	PLC alarm	41	Error: @1W%t#7W@ - @5W%t#7W@ @6W%t#257K@ / @6W%t#258K@.@6W%t#259K@ @6W%t#262K@ @6W%t#263K@	Short name: @6W%t#260K@ Order number: @6W%t#265K@	True
SDIAG_AL-CAT_ESUB_ERR_MSG_011F	PLC alarm	42	Error: @1W%t#7W@ - @5W%t#7W@ @6W%t#257K@ / @6W%t#258K@.@6W%t#259K@ @6W%t#262K@ @6W%t#263K@	Short name: @6W%t#260K@ Order number: @6W%t#265K@	False
SDIAG_AL-CAT_ESUB_MD_MSG_0022	PLC alarm	43	Maintenance demanded: @1W%t#7W@ - @5W%t#7W@ @6W%t#257K@ / @6W%t#258K@.@6W%t#259K@ @6W%t#262K@ @6W%t#263K@	Short name: @6W%t#260K@ Order number: @6W%t#265K@	True
SDIAG_AL-CAT_ESUB_MD_MSG_0122	PLC alarm	44	Maintenance demanded: @1W%t#7W@ - @5W%t#7W@ @6W%t#257K@ / @6W%t#258K@.@6W%t#259K@ @6W%t#262K@ @6W%t#263K@	Short name: @6W%t#260K@ Order number: @6W%t#265K@	False
SDIAG_AL-CAT_ESUB_MR_MSG_0025	PLC alarm	45	Maintenance required: @1W%t#7W@ - @5W%t#7W@ @6W%t#257K@ / @6W%t#258K@.@6W%t#259K@ @6W%t#262K@ @6W%t#263K@	Short name: @6W%t#260K@ Order number: @6W%t#265K@	True
SDIAG_AL-CAT_ESUB_MR_MSG_0125	PLC alarm	46	Maintenance required: @1W%t#7W@ - @5W%t#7W@ @6W%t#257K@ / @6W%t#258K@.@6W%t#259K@ @6W%t#262K@ @6W%t#263K@	Short name: @6W%t#260K@ Order number: @6W%t#265K@	False
SDIAG_AL-CAT_ECH_ERR_MSG_0016	PLC alarm	47	Error: @1W%t#7W@ - @5W%t#7W@ on @8W%t#280K@ @6W%t#257K@ / @6W%t#258K@.@6W%t#259K@ @6W%t#262K@ @6W%t#263K@	Short name: @6W%t#260K@ Order number: @6W%t#265K@	True
SDIAG_AL-CAT_ECH_ERR_MSG_0116	PLC alarm	48	Error: @1W%t#7W@ - @5W%t#7W@ on @8W%t#280K@ @6W%t#257K@ / @6W%t#258K@.@6W%t#259K@ @6W%t#262K@ @6W%t#263K@	Short name: @6W%t#260K@ Order number: @6W%t#265K@	False
SDIAG_AL-CAT_ECH_MD_MSG_0019	PLC alarm	49	Maintenance demanded:@1W%t#7W@ - @5W%t#7W@ on @8W%t#280K@ @6W%t#257K@ / @6W%t#258K@.@6W%t#259K@ @6W%t#262K@ @6W%t#263K@	Short name: @6W%t#260K@ Order number: @6W%t#265K@	True
SDIAG_AL-CAT_ECH_MD_MSG_0119	PLC alarm	50	Maintenance demanded:@1W%t#7W@ - @5W%t#7W@ on @8W%t#280K@ @6W%t#257K@ / @6W%t#258K@.@6W%t#259K@ @6W%t#262K@ @6W%t#263K@	Short name: @6W%t#260K@ Order number: @6W%t#265K@	False
SDIAG_AL-CAT_ECH_MR_MSG_001C	PLC alarm	51	Maintenance required:@1W%t#7W@ - @5W%t#7W@ on @8W%t#280K@ @6W%t#257K@ / @6W%t#258K@.@6W%t#259K@ @6W%t#262K@ @6W%t#263K@	Short name: @6W%t#260K@ Order number: @6W%t#265K@	True
SDIAG_AL-CAT_ECH_MR_MSG_011C	PLC alarm	52	Maintenance required:@1W%t#7W@ - @5W%t#7W@ on @8W%t#280K@ @6W%t#257K@ / @6W%t#258K@.@6W%t#259K@ @6W%t#262K@ @6W%t#263K@	Short name: @6W%t#260K@ Order number: @6W%t#265K@	False
SDIAG_AL-CAT_SUBMODULE_MAN_SPEEC_002F	PLC alarm	56	Error (vendor-specific): @1W%t#7W@ @6W%t#257K@ / @6W%t#258K@.@6W%t#259K@ @6W%t#262K@ @6W%t#263K@	Short name: @6W%t#260K@ Order number: @6W%t#265K@	True
SDIAG_AL-CAT_SUBMODULE_MAN_SPEEC_012F	PLC alarm	57	Error (vendor-specific): @1W%t#7W@ @6W%t#257K@ / @6W%t#258K@.@6W%t#259K@ @6W%t#262K@ @6W%t#263K@	Short name: @6W%t#260K@ Order number: @6W%t#265K@	False

G120_Example [CPU 1516-3 PN/DP]

PLC alarm text lists

This folder is empty.

G120_Example [CPU 1516-3 PN/DP] / Local modules

PM 190W 120/230VAC

This folder is empty.

G120_Example [CPU 1516-3 PN/DP] / Local modules

G120_Example [CPU 1516-3 PN/DP]

G120_Example

General\Project information

Name	G120_Example	Author	kte
Comment		Rack	0
Slot	1		

General\Catalog information

Short designation	CPU 1516-3 PN/DP	Description	CPU with display; work memory 1 MB code and 5 MB data; 10 ns bit operation time; 4-stage protection concept, technology functions: motion control, closed-loop control, counting and measuring; tracing; Runtime options; isochronous mode (central); for all PROFINET interfaces: transport protocol TCP/IP, secure Open User Communication, S7 communication, S7 routing, IP forwarding, Web server, DNS client, OPC UA: Server DA, Client DA, methods, companion specifications; 1st interface: PROFINET IO controller, supports RT/IRT, performance upgrade PROFINET V2.3, 2 ports, I-Device, MRP, MRPD, isochronous mode; 2nd interface: PROFINET IO controller, supports RT, I-Device; 3rd interface: PROFIBUS DP Master, S7 communication, isochronous mode, S7 routing; firmware V2.8
Article number	6ES7 516-3AN01-0AB0	Firmware version	V2.8
	False		

General\Identification & Maintenance

Plant designation		Location identifier	
Installation date	2015-01-06 20:58:20.206	Additional information	

General\Checksums

Text lists	FA 70 E8 75 1D 5A 8E 29	Software	Not available (compile necessary)
-------------------	-------------------------	-----------------	-----------------------------------

Connection resources\

	Station resources - Reserved - Maximum	Station resources - Reserved - Configured	Station resources - Dynamic - Configured	Module resources - G120_Example [CPU 1516-3 PN/DP] - Configured
Maximum number of resources:		10	118	128
	Maximum	Configured	Configured	Configured
PG communication:	4	-	-	-
HMI communication:	4	0	0	0
S7 communication:	0	-	0	0
Open user communication:	0	-	0	0
Web communication:	2	-	-	-
OPC UA client/server communication:	0	-	-	-
Other communication:	-	-	0	0
Total resources used:		0	0	0
Available resources:		10	118	128

Overview of addresses\Overview of addresses\Overview of addresses

Inputs		True		Outputs		True	
Address gaps		False		Slot		True	
Type	I	Addr. from	0	Addr. to	3	Module	DI 32x24VDC HF_1
PIP	Automatic update	OB	-	Device name	G120_Example [CPU 1516-3 PN/DP]	Device number	-
Size	4 Bytes	Master / IO system	-	Rack	0	Slot	2
Type	O	Addr. from	4	Addr. to	7	Module	DQ 32x24VDC/0.5A ST_1
PIP	Automatic update	OB	-	Device name	G120_Example [CPU 1516-3 PN/DP]	Device number	-
Size	4 Bytes	Master / IO system	-	Rack	0	Slot	3
Type	I	Addr. from	16	Addr. to	31	Module	AI 8xU/I/RTD/TC ST_1
PIP	Automatic update	OB	-	Device name	G120_Example [CPU 1516-3 PN/DP]	Device number	-
Size	16 Bytes	Master / IO system	-	Rack	0	Slot	4
Type	I	Addr. from	4	Addr. to	15	Module	Standard telegram 20, PZD-2/6
PIP	Automatic update	OB	-	Device name	SINAMICS-G120-CU240E-V4.6	Device number	1
Size	12 Bytes	Master / IO system	PROFINET IO-System [100]	Rack	0	Slot	1 3
Type	O	Addr. from	0	Addr. to	3	Module	Standard telegram 20, PZD-2/6
PIP	Automatic update	OB	-	Device name	SINAMICS-G120-CU240E-V4.6	Device number	1
Size	4 Bytes	Master / IO system	PROFINET IO-System [100]	Rack	0	Slot	1 3

G120_Example [CPU 1516-3 PN/DP] / Local modules

DI 32x24VDC HF_1

DI 32x24VDC HF_1

Name	DI 32x24VDC HF_1	Rack	0
Slot	2	Article number	6ES7 521-1BL00-0AB0
Short designation	DI 32x24VDC HF	Firmware version	V2.0

G120_Example [CPU 1516-3 PN/DP] / Local modules

DQ 32x24VDC/0.5A ST_1

DQ 32x24VDC/0.5A ST_1

Name	DQ 32x24VDC/0.5A ST_1	Rack	0
Slot	3	Article number	6ES7 522-1BL00-0AB0
Short designation	DQ 32x24VDC/0.5A ST	Firmware version	V2.0

G120_Example [CPU 1516-3 PN/DP] / Local modules

AI 8xU//RTD/TC ST_1

AI 8xU//RTD/TC ST_1

Name	AI 8xU//RTD/TC ST_1	Rack	0
Slot	4	Article number	6ES7 531-7KF00-0AB0
Short designation	AI 8xU//RTD/TC ST	Firmware version	V2.2

G120_Example [CPU 1516-3 PN/DP] / Distributed I/O

PROFINET IO-System (100): PN/IE_2

PROFINET IO-System

General

IO controller:	G120_Example	Name:	PROFINET IO-System
Number:	100	Multiple use IO system	False
Use name as extension for the PROFINET device name.	False		

Hardware identifier

Hardware identifier	260
----------------------------	-----

Overview of addresses\Overview of addresses\Overview of addresses

Inputs		True		Outputs		True	
Address gaps		False		Slot		True	
Type	I	Addr. from	0	Addr. to	3	Module	DI 32x24VDC HF_1
PIP	Automatic update	OB	-	Device name	G120_Example [CPU 1516-3 PN/DP]	Device number	-
Size	4 Bytes	Master / IO system	-	Rack	0	Slot	2
Type	O	Addr. from	4	Addr. to	7	Module	DQ 32x24VDC/0.5A ST_1
PIP	Automatic update	OB	-	Device name	G120_Example [CPU 1516-3 PN/DP]	Device number	-
Size	4 Bytes	Master / IO system	-	Rack	0	Slot	3
Type	I	Addr. from	16	Addr. to	31	Module	AI 8xU//RTD/TC ST_1
PIP	Automatic update	OB	-	Device name	G120_Example [CPU 1516-3 PN/DP]	Device number	-
Size	16 Bytes	Master / IO system	-	Rack	0	Slot	4
Type	I	Addr. from	4	Addr. to	15	Module	Standard telegram 20, PZD-2/6
PIP	Automatic update	OB	-	Device name	SINAMICS-G120-CU240E-V4.6	Device number	1
Size	12 Bytes	Master / IO system	PROFINET IO-System [100]	Rack	0	Slot	1 3
Type	O	Addr. from	0	Addr. to	3	Module	Standard telegram 20, PZD-2/6
PIP	Automatic update	OB	-	Device name	SINAMICS-G120-CU240E-V4.6	Device number	1
Size	4 Bytes	Master / IO system	PROFINET IO-System [100]	Rack	0	Slot	1 3