

Main [OB1]

Main Properties

General

Name	Main	Number	1	Type	OB
Language	LAD	Numbering	Manual		

Information

Title	SP7-11	Author		Comment	
Family		Version	0.1	User-defined ID	

Name	Data type	Default value
▼ Temp		
OB1_EV_CLASS	Byte	
OB1_SCAN_1	Byte	
OB1_PRIORITY	Byte	
OB1_OB_NUMBR	Byte	
OB1_RESERVED_1	Byte	
OB1_RESERVED_2	Byte	
OB1_PREV_CYCLE	Int	
OB1_MIN_CYCLE	Int	
OB1_MAX_CYCLE	Int	
OB1_DATE_TIME	Date_And_Time	
Constant		

Network 1: SP7-11

Copyright (c) 2011-2023 Dogwood Valley Press, LLC

SP7-11 Part Width Sorter Control

Additional internal memory:

Tag Address

Step_1 to Step_3 %M0.1 to M0.3 BOOL Step-in-progress bits

Eject_Tmr %DB3 IEC_TIMER Times eject pulse

Bin1 %M20.0 BOOL Width in range of 0.9 - 1.1

Bin2 %M20.1 BOOL Width in range of 1.9 - 2.1

Bin3 %M20.3 BOOL Widht in range not one of above

UX1_Inch %MD80 REAL UX1 reading in inches

UX2_Inch %MD84 REAL UX2 reading in inches

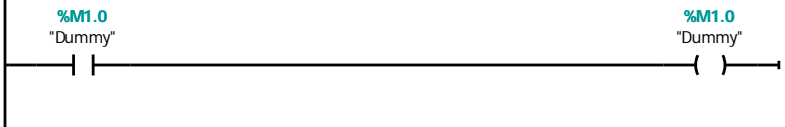
UX3_Inch %MD88 REAL UX3 reading in inches

Part_Width %MD92 REAL Part width in inches

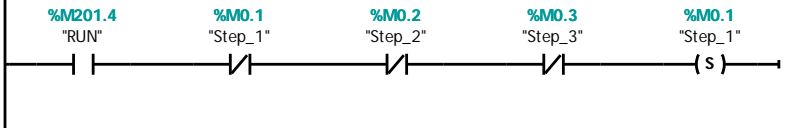
TmpR %MD124 REAL Temporary real

Ret_Val %MW12 WORD Return value from SCALE block

Part_Width = 16 - (UX1+UX2)

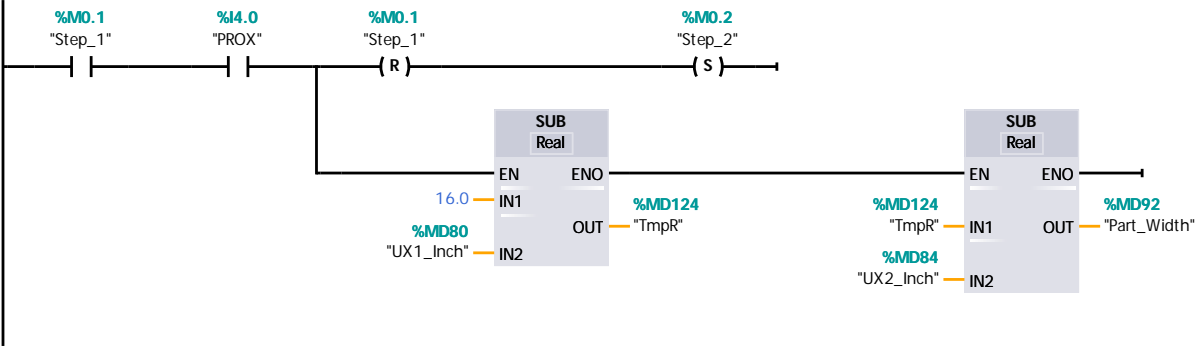


Network 2: Initial Start




Network 3: Step 1 Wait for part in measure position


Calculate part width on transition




Network 4: Size range for 1" part



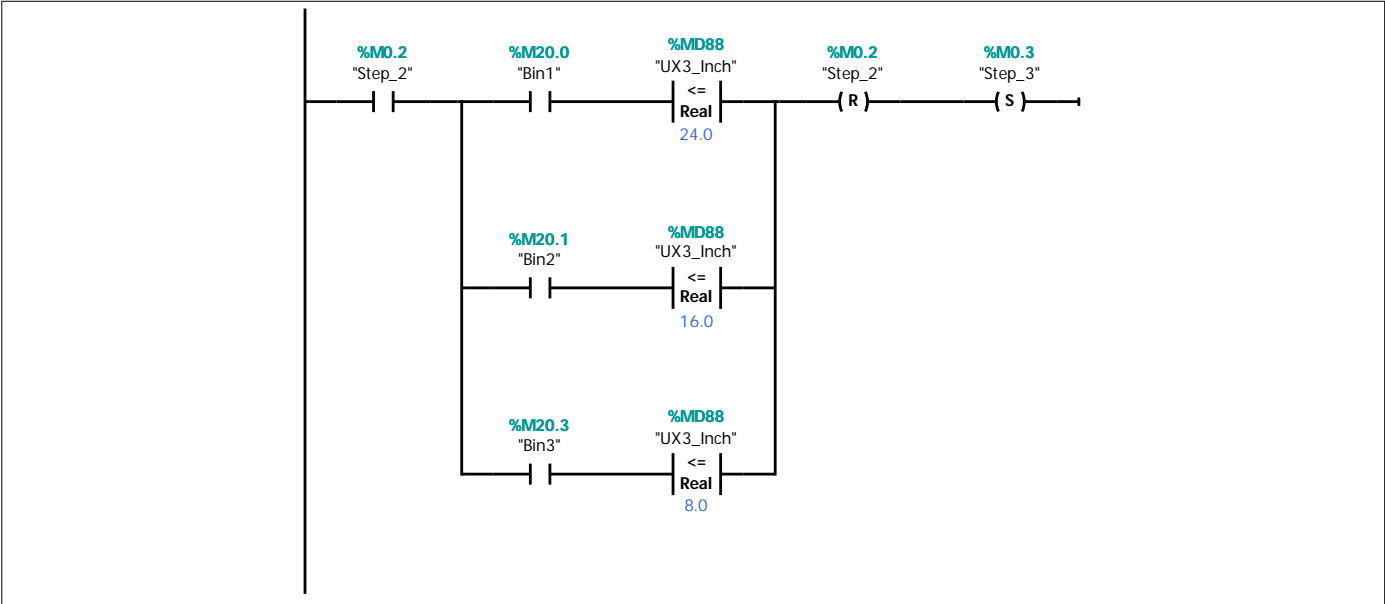
Network 5: Size range for 2" part



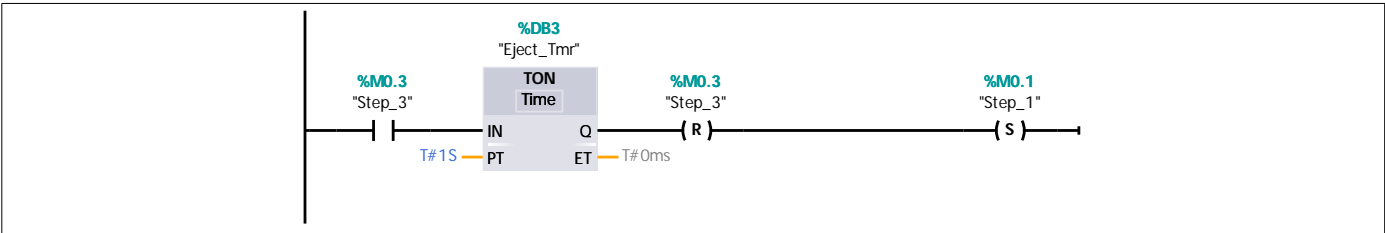
Network 6: Width not in one of above ranges



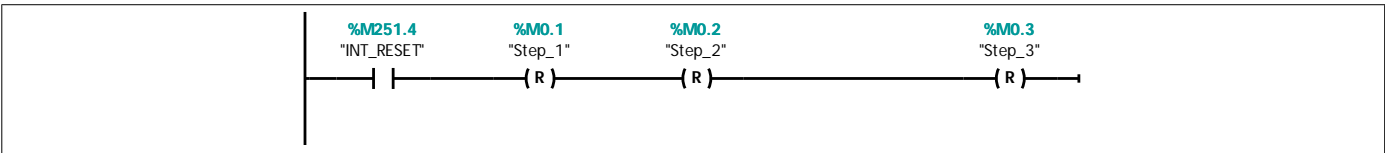
Network 7: Step 2 - Wait for part in ejection position







Network 8: Step 3 Eject part



Network 9: Reset



Network 10: Conveyor

Totally Integrated Automation Portal		
		
Network 11: Eject 1		
		
Network 12: Eject 2		
		
Network 13: Eject 3		
		
Network 14: Convert UX measurements with SCALE		
<p>Convert UX measurements.</p> <p>Uses SCALE block. Note that the lo_lim input is 25% lower than zero weight to account for this block assuming the minimum value of the analog in is zero rather than the 5530 (which corresponds to 4 mA).</p>		

