

OB1 - <offline>

""

Name:

Author:

Time stamp Code:

Lengths (block/logic/data):

Family:

Version: 0.1

Block version: 2

12/27/2015 06:43:19 AM

02/15/1996 04:51:12 PM

00402 00258 00026

Name	Data Type	Address	Comment
TEMP		0.0	
OB1_EV_CLASS	Byte	0.0	Bits 0-3 = 1 (Coming event), Bits 4-7 = 1 (Event class 1)
OB1_SCAN_1	Byte	1.0	1 (Cold restart scan 1 of OB 1), 3 (Scan 2-n of OB 1)
OB1_PRIORITY	Byte	2.0	Priority of OB Execution
OB1_OB_NUMBR	Byte	3.0	1 (Organization block 1, OB1)
OB1_RESERVED_1	Byte	4.0	Reserved for system
OB1_RESERVED_2	Byte	5.0	Reserved for system
OB1_PREV_CYCLE	Int	6.0	Cycle time of previous OB1 scan (milliseconds)
OB1_MIN_CYCLE	Int	8.0	Minimum cycle time of OB1 (milliseconds)
OB1_MAX_CYCLE	Int	10.0	Maximum cycle time of OB1 (milliseconds)
OB1_DATE_TIME	Date_And_Time	12.0	Date and time OB1 started

Block: OB1 "Main Program Sweep (Cycle)"


Copyright (c) 2011, 2015 Dogwood Valley Press, LLC

Problem 6-5 Erbia Elevator Control

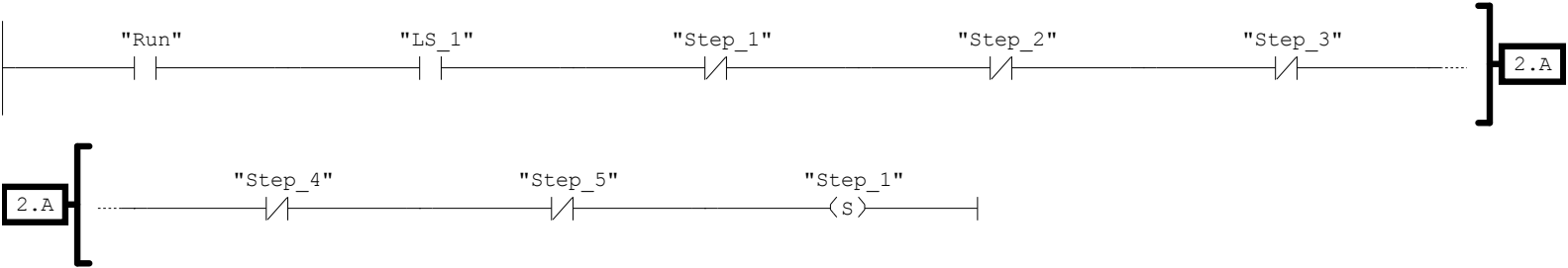
Additional internal memory:

Symbol	Address		
Run	M5.0	BOOL	On while station running
Int_Reset	M5.1	BOOL	Internal reset
Step_1 to Step_7	M0.1 to M0.7	BOOL	Step-in-progress bits
Extend_Tmr	DB1	SFB4	Times ram extend
Retract_Tmr	DB3	SFB4	Times ram retract

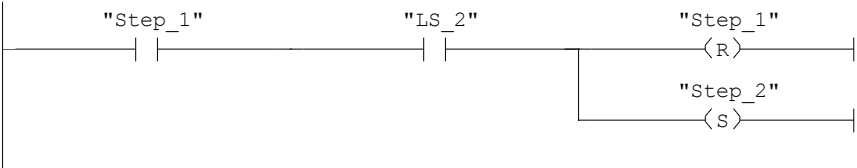
Network: 1 Start/stop




Network: 2 Initial start



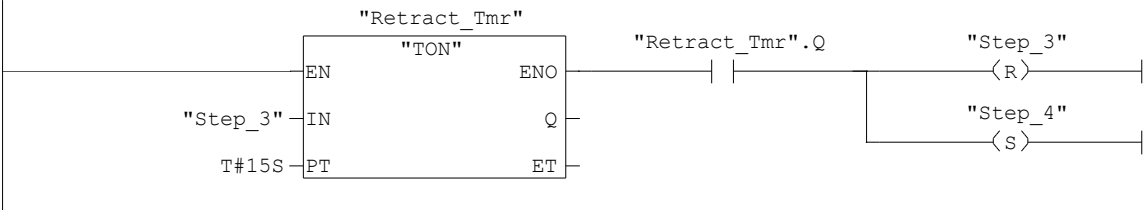
Network: 3 Step 1 Move elevator up



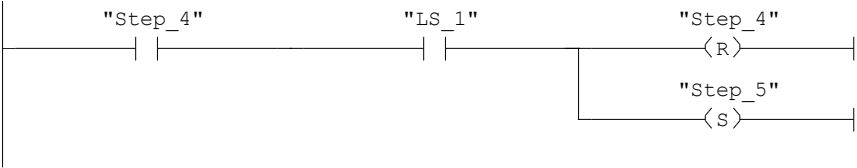
Network: 4 Step 2 Move can off



Network: 5 Step 3 Retract ram

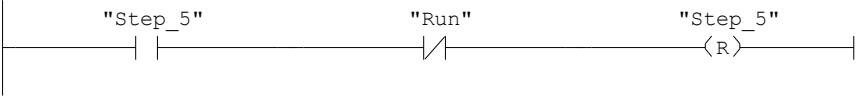


Network: 6 Step 4 Move elevator down



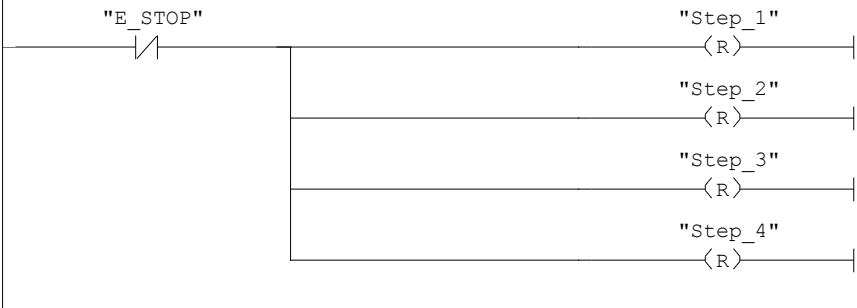
Network: 7

Step 5 Unlatch run



Network: 8

Emergency stop




Network: 9

Pneumatic ram extension solenoid, on to extend ram



Network: 10

Elevator motor control, on to cause elevator platform to move up



Network: 11

Elevator motor control, on to cause elevator to move down

