









 Controller Example10\_9 Controller Fault Handler Power-Up Handler**Tasks** MainTask MainProgram MainRoutine Simulation Simulation Unscheduled**Motion Groups** Ungrouped Axes**Add-On Instructions****Data Types** User-Defined Strings Add-On-Defined Module-Defined AB:1756\_DI:C:0 AB:1756\_DI:I:0 AB:1756\_DO:C:0 AB:1756\_DO:I:0 AB:1756\_DO:O:0 AB:1756\_IF8\_Float:C:0 AB:1756\_IF8\_Float:I:0 AB:1756\_IF8\_Integer:C:0 AB:1756\_IF8\_Integer:I:0 AB:1756\_NII\_Struct:C:0 AB:1756\_NIO\_Struct:C:0 AB:1756\_OF4\_Float:C:0 AB:1756\_OF4\_Float:I:0 AB:1756\_OF4\_Float:O:0 AB:1756\_OF4\_Integer:C:0 AB:1756\_OF4\_Integer:I:0 AB:1756\_OF4\_Integer:O:0**Trends****I/O Configuration** 1756 Backplane, 1756-A10 [0] 1756-L71 Example10\_9 [1] 1756-IB32/A Disc\_In [2] 1756-OB16I Disc\_Out [4] 1756-IF8 Ana\_In [5] 1756-OF4 Ana\_Out

Example 10.9 Cascade and FeedforwardControl - With Simulation

Copyright (c) 2023 Dogwood Valley Press, LLC

